

Viorel-George Dumitru Alexandru Creangă

A Journey through EUROPE

Year 1

Nomina Publishing House

WHAT ARE WE GOING TO LEARN?

1. Look at the drawings below. Cross out with a line the drawings that illustrate wild animals which do not live in Europe.






2. Look at the drawings below. Draw a ☐ above the most fearful animal of all and a above the biggest animal of all.

3. Draw a ☐ near the farthest animal from the hedgehog.




4. Draw a square under the drawing that illustrates the biggest animal of all.



5. Cross out with a line the animal which does not belong to the series.



6. Look at the drawings below. Circle the animals that are situated on the left of the goose.



7. Circle the second bear on your right side.



8. The hedgehog is very popular amongst children. He is that pincushion that moves around. However, the hedgehog has his enemies. Circle the drawings that illustrate the hedgehog's enemies.

